






Basic Introduction to using Foil Packs

<p>1. Take foil pack in hand and at one end pull the end up and squeeze just behind the clip to create a neck.</p>		
<p>2. Snip behind the clip with scissors, sidecutters, or nail pinchers.</p>		
<p>The end of the foil pack should appear closed.</p>		
<p>3. Pull back trigger on combigun - you may find it stiff initially compared to a skelly gun.</p>		

4. Place foil pack in combigun clipped end first.



5. Cut nozzle to required size

6. Put nozzle in retaining ring and screw onto the combigun body.



7. Pump gun and once nozzle filled up apply silicone as normal.

