

WHO Guidelines on Hand Hygiene in Health Care, 2009

Hand Hygiene Technique with Alcohol-Based Formulation



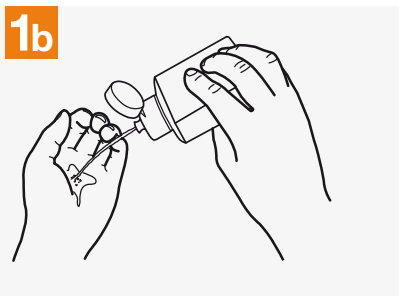
Duration of the entire procedure: **20-30 seconds**

1a



Apply a palmful of the product in a cupped hand, covering all surfaces;

1b

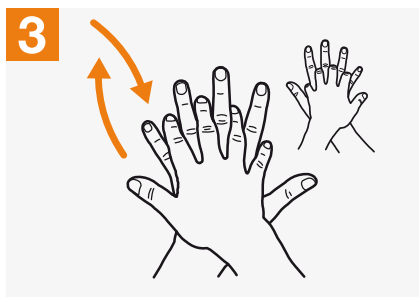


2



Rub hands palm to palm;

3



Right palm over left dorsum with interlaced fingers and vice versa;

4



Palm to palm with fingers interlaced;

5



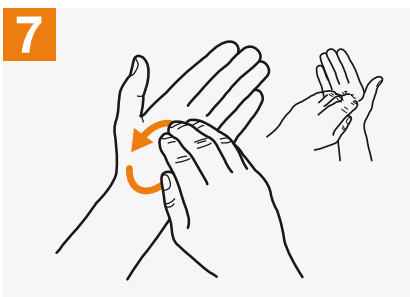
Backs of fingers to opposing palms with fingers interlocked;

6



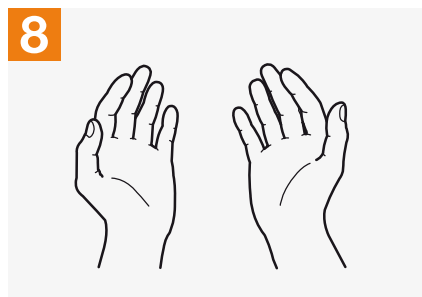
Rotational rubbing of left thumb clasped in right palm and vice versa;

7



Rotational rubbing, backwards and forwards with clasped fingers of right hand in left palm and vice versa;

8



Once dry, your hands are safe.